

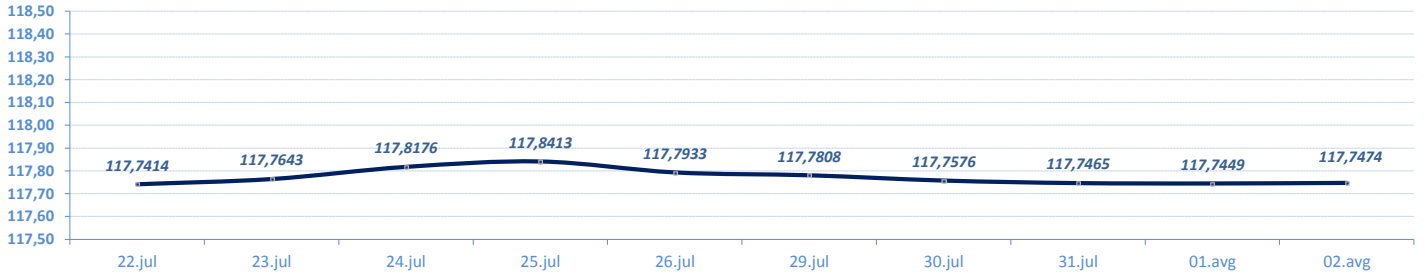
VESTI / NEWS

► **SREDNJI KURS EUR/RSD**: Dinar oslabio neznatno u odnosu na evro, srednji kurs **117,7474**. Obim međubankarske trgovine evrom na dan 01. avgust do 12:30h iznosio je 32 miliona evra. NBS intervenisala na međubankarskom tržištu kupovinom 30 miliona evra (od početka godine ukupno prodala 130 miliona evra i kupila 1.760 miliona evra).

► **BEOGRADSKA BERZA**: Ineksi zabeležili pad vrednosti, BELEX15 niži za 1,2 odsto, BELEXline za 0,74 odsto. Promet manji u odnosu na prethodni dan, na regulisanom tržištu najviše trgovano akcijama Aerodroma Nikola Tesla, Globos osiguranja, Messer Tehnogasa, Komercijalne banke i Energoprojekt Entela.

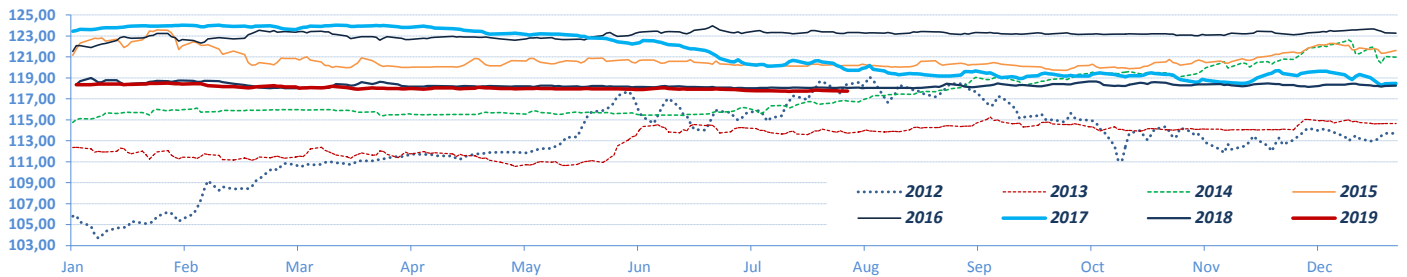
DEVIZNO TRŽIŠTE / FX MARKET

EUR / RSD (Srednji kurs / Official Middle Rate) ► 10 dana / 10 days

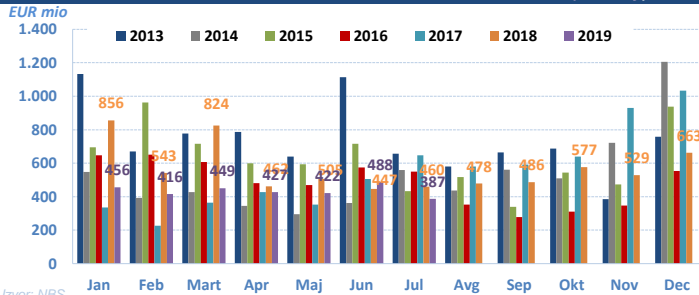


Izvor/Source: NBS

EUR / RSD (Srednji kurs/ Official middle rate) ► Jan -

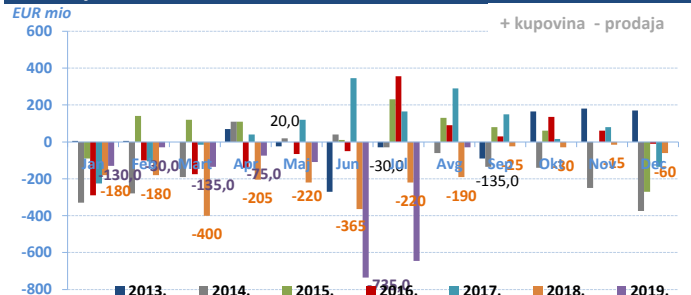


Promet na međubankarskom tržištu / Volumes on FX Interbank market (eur only)

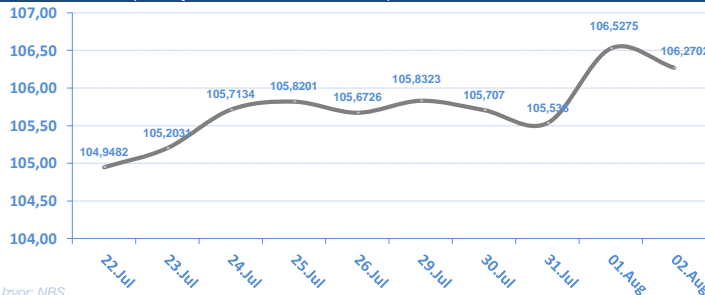


Izvor: NBS

Intervencije NBS na deviznom tržištu / NBS Interventions on FX interbank market

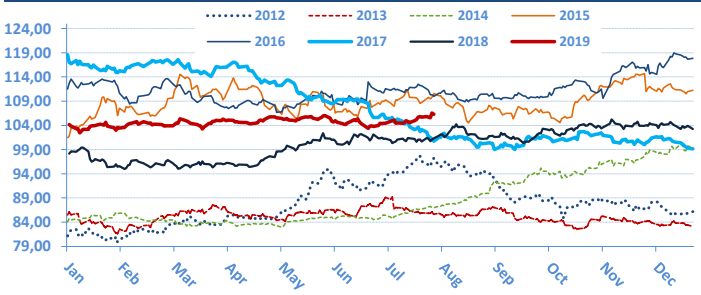


USD / RSD (Srednji kurs / Official middle rate) ► 10 dana / 10 days



Izvor: NBS

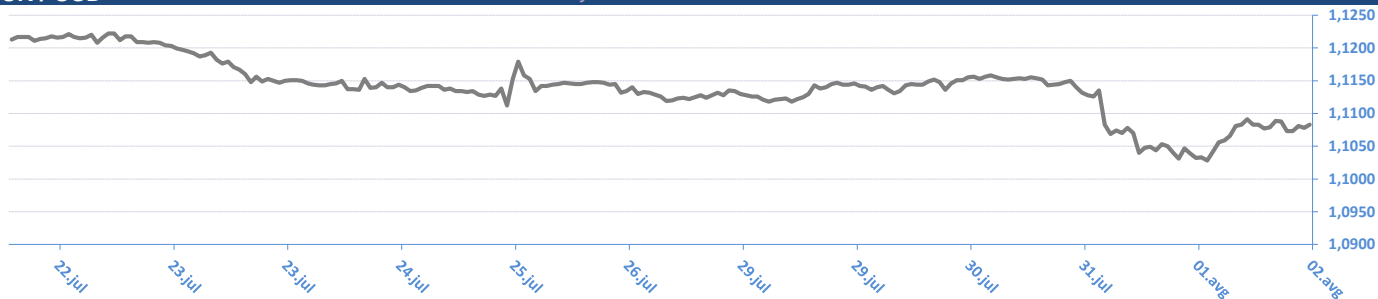
USD / RSD (Srednji kurs/ Official middle rate) ► Jan -



Monthly change	EUR/RSD	%	USD/RSD	%	Yearly change	EUR/RSD	%	USD/RSD	%
01.08.19	117,7449	-0,12%	106,5275	2,44%	02.08.19	117,7474	-0,50%	106,2702	8,29%
01.07.19	117,8875	-0,04%	103,9939	-1,42%	03.01.19	118,3439	0,00%	104,1851	6,16%
03.06.19	117,9288	-0,03%	105,4914	-0,08%	03.01.18	118,3431	-4,14%	98,1367	-17,25%
03.05.19	117,9626	-0,01%	105,5783	0,57%	04.01.17	123,4512	1,59%	118,6004	6,34%
01.04.19	117,9759	-0,13%	104,9794	1,06%	04.01.16	121,5145	0,30%	111,5324	9,90%
01.03.19	118,1291	-0,25%	103,8772	0,32%	05.01.15	121,1543	5,58%	101,4863	20,72%
01.02.19	118,4266	0,07%	103,5469	-0,61%	03.01.14	114,7559	2,14%	84,0641	-1,67%
03.01.19	118,3439	0,10%	104,1851	0,14%	03.01.13	112,3495	6,20%	85,4889	5,32%
03.12.18	118,2313	-0,06%	104,0402	-0,27%	04.01.12	105,7880	-0,21%	81,1693	2,16%
01.11.18	118,2984	-0,07%	104,3196	2,19%	04.01.11	106,0156	10,47%	79,4541	18,48%
01.10.18	118,3868	0,19%	102,0840	0,29%	04.01.10	95,9679	7,17%	67,0635	4,25%
03.09.18	118,1567	0,08%	101,7890	0,71%	05.01.09	89,5436	12,27%	64,3273	18,68%
01.08.18	118,0618		101,0717		03.01.08	79,7577		54,2016	

EUR / USD

► 10 dana / 10 days

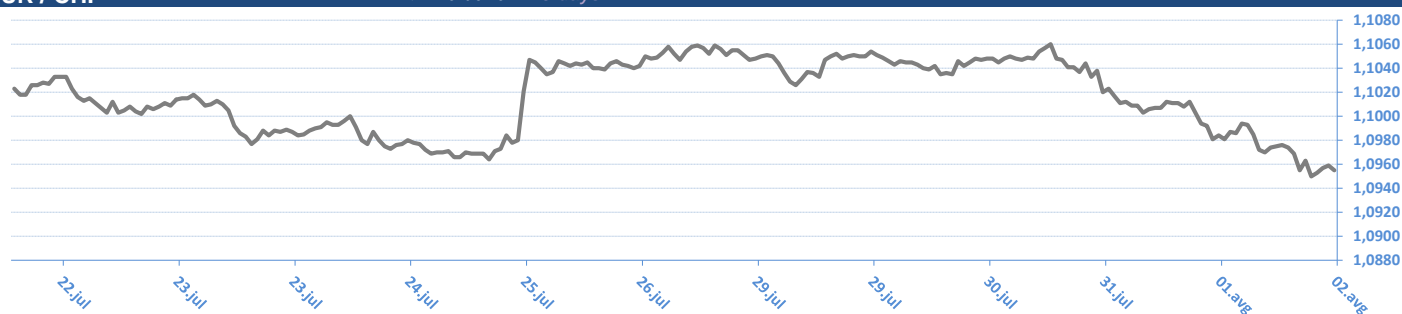


EUR / USD



EUR / CHF

► 10 dana / 10 days



EUR / CHF



Izvor / Source: Reuters

02.08.2019 08:47:09

EUR / XX

Valutni par / CCY pair	Kupovni/BID	Prodajni/ASK
EUR/USD	1,1085	1,1086
EUR/JPY	118,6000	118,6500
EUR/GBP	0,9149	0,9153
EUR/CHF	1,0955	1,0957
EUR/DKK	7,4663	7,4668
EUR/NOK	9,8495	9,8545
EUR/SEK	10,6957	10,7002
EUR/CAD	1,4649	1,4657
EUR/AUD	1,6264	1,6267
EUR/HUF	327,2300	327,4000
EUR/CZK	25,7810	25,7860
EUR/PLN	4,3049	4,3061
EUR/HRK	7,3820	7,3870
EUR/RUB	71,5667	71,5757
EUR/NZD	1,6940	1,6945

USD / XX

Valutni par / CCY pair	Kupovni/BID	Prodajni/ASK
USD/EUR	0,9020	0,9020
USD/JPY	106,9900	107,0100
USD/GBP	0,8253	0,8256
USD/CHF	0,9881	0,9885
USD/DKK	6,7347	6,7357
USD/NOK	8,8859	8,8883
USD/SEK	9,6485	9,6525
USD/CAD	1,3215	1,3221
USD/AUD	1,4667	1,4674
USD/HUF	295,1900	295,3300
USD/CZK	23,2550	23,2650
USD/SKK	21,5460	21,6000
USD/PLN	3,8834	3,8841
USD/HRK	6,6579	6,6625
USD/RUB	64,5300	64,5400
USD/NZD	1,5279	1,5284

* Međunarodno devizno međubankarsko tržište / International FX Interbank Market

Izvor / Source: Reuters

EURIBOR

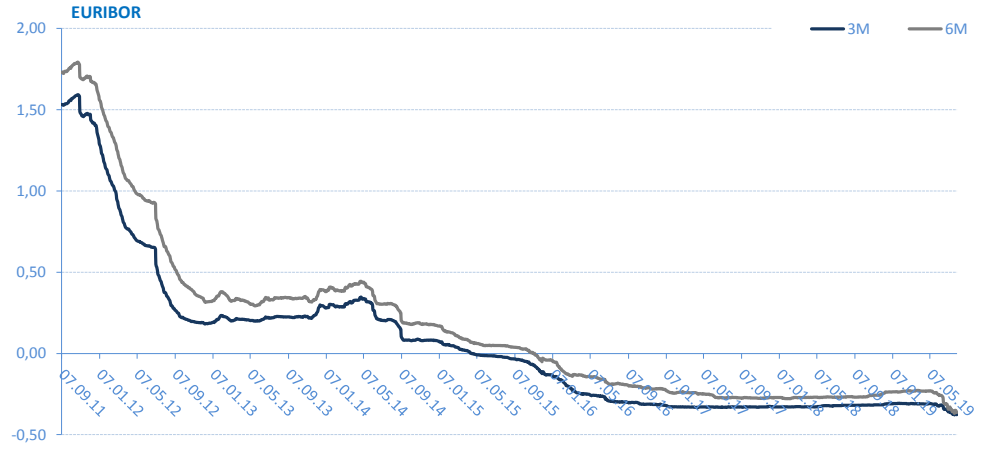
SW	-0,414
1M	-0,393
3M	-0,377
6M	-0,363
1Y	-0,300

* Izvor: Reuters; Objavljeno prethodnog radnog dana

Kamatne stope Centralnih Banaka
Interest rates of Central banks

CB	Kamatna stopa/Interest rate
USD	2,25
EUR	0,00
GBP	0,75
CAD	1,75
AUD	1,00
JPY	0,10

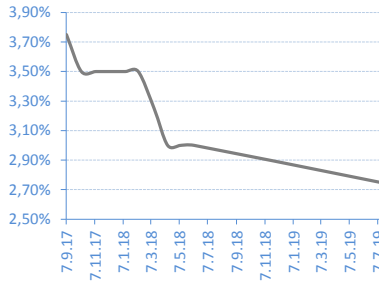
* Izvor: Reuters; Objavljeno prethodnog radnog dana



REFERENTNA KAMATNA STOPA NBS / NBS Key Policy Rates

Date	Rate	Change (%)
11.07.19	2,75%	-8,33%
08.06.18	3,00%	0,00%
10.05.18	3,00%	0,00%
12.04.18	3,00%	-7,69%
14.03.18	3,25%	-7,14%
08.02.18	3,50%	0,00%
11.01.18	3,50%	0,00%
07.12.17	3,50%	0,00%
09.11.17	3,50%	0,00%
09.10.17	3,50%	0,00%

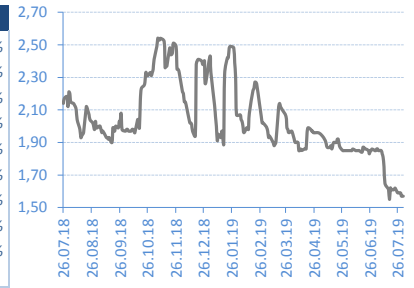
* Izvor/ Source : NBS



BEONIA

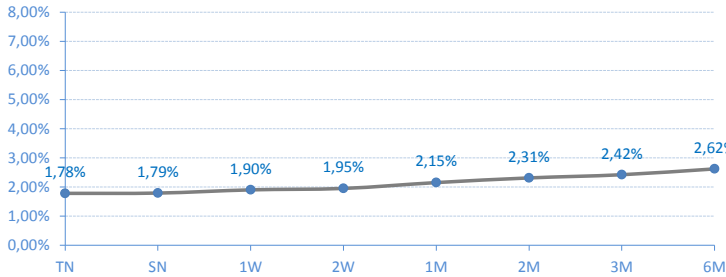
Date	Rate	Change (%)
01.08.19	1,57%	0,00%
30.07.19	1,57%	-1,26%
29.07.19	1,59%	0,00%
26.07.19	1,59%	-0,62%
25.07.19	1,60%	-0,62%
24.07.19	1,61%	-0,62%
23.07.19	1,62%	0,62%
22.07.19	1,61%	0,00%
19.07.19	1,61%	-0,62%
18.07.19	1,62%	0,00%

* Izvor/ Source : Reuters; Objavljeno prethodnog radnog dana / Published on previous working day

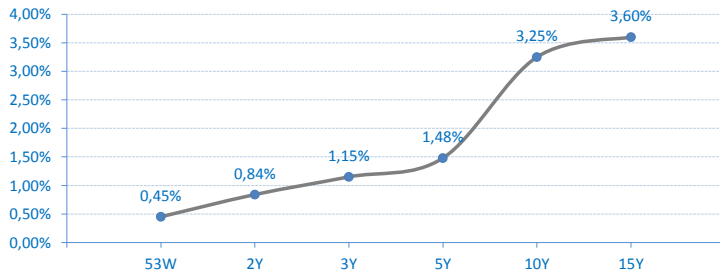


Kamatne stope/Prinos na tržištu / Market Interest Rates

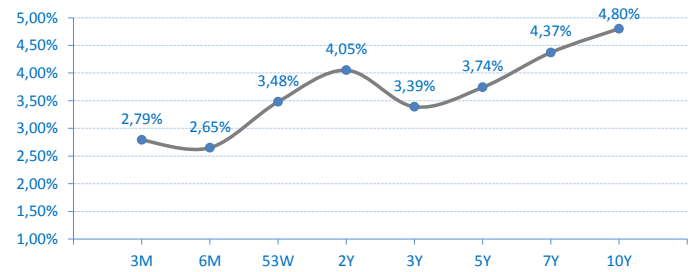
Belibor



Državne HOV Republike Srbije u Evrima - prinosi sa poslednje aukcije
Government bonds (EUR) of Republic of Serbia - yield on last primary auction



Državne HOV Republike Srbije u Dinarima - prinosi sa poslednje aukcije
Government bonds (RSD) of Republic of Serbia - yield on last primary auction



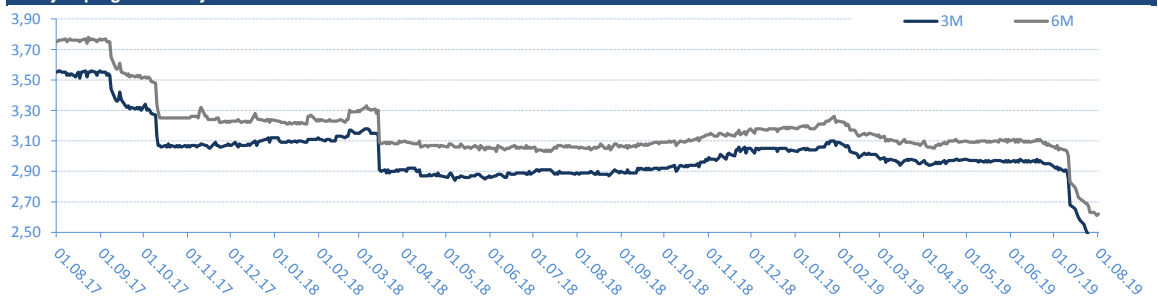
BELIBOR

Trenutne stope / Current rates

TN	1,78%
SN	1,79%
1W	1,90%
2W	1,95%
1M	2,15%
2M	2,31%
3M	2,42%
6M	2,62%

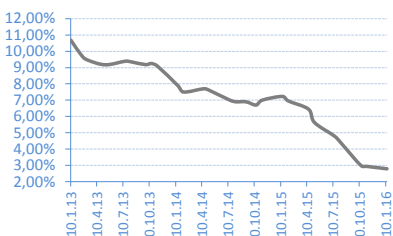
* Izvor/ Source : Reuters; Objavljeno prethodnog radnog dana / Published on previous working day

Istorijski pregled kretanja 6M i 3M Belibor-a / Historical overview of 6M and 3M Belibor rates



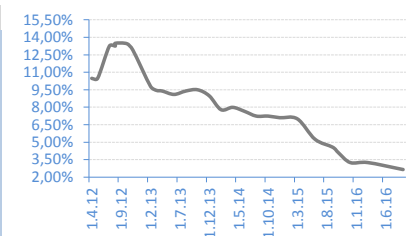
T-BILLS 3M - RSD

Date	Rate	Realisation
14.01.16	2,79%	100,00%
05.11.15	2,94%	100,00%
15.10.15	3,00%	92,18%
06.08.15	4,40%	96,26%
16.07.15	4,79%	98,47%
07.05.15	5,63%	92,92%
16.04.15	6,45%	100,00%
05.02.15	6,95%	45,05%



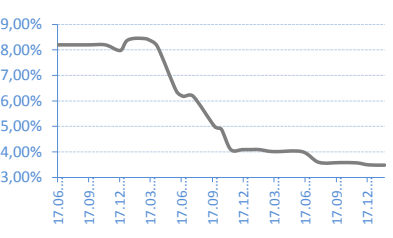
T-BILLS 6M - RSD

Date	Rate	Realisation
01.09.16	2,65%	23,03%
03.03.16	3,25%	96,46%
03.12.15	3,25%	97,22%
08.10.15	4,09%	100,00%
03.09.15	4,57%	87,90%
04.06.15	5,25%	93,30%
05.03.15	7,00%	21,33%
04.12.14	7,10%	100,00%



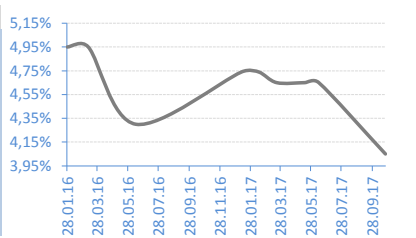
T-BILLS 53W - RSD

Date	Rate	Realisation
06.02.17	3,48%	17,91%
21.12.16	3,49%	32,22%
15.11.16	3,57%	45,64%
28.09.16	3,58%	52,92%
27.07.16	3,59%	49,07%
07.06.16	4,01%	78,06%
15.03.16	4,01%	16,73%
02.02.16	4,09%	63,42%



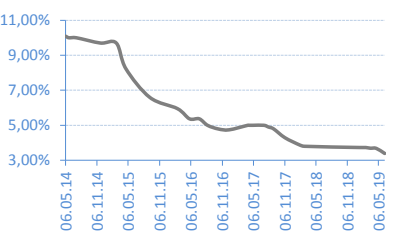
G-BONDS 2Y - RSD

Date	Rate	Realisation
24.10.17	4,05%	116,30%
13.06.17	4,65%	51,56%
16.05.17	4,65%	43,95%
21.03.17	4,65%	100,00%
13.02.17	4,74%	78,80%
10.01.17	4,74%	23,25%
13.06.16	4,30%	95,67%
10.03.16	4,95%	56,41%



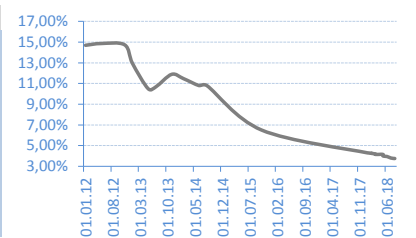
G-BONDS 3Y - RSD

Date	Rate	Realisation
11.06.19	3,39%	62,60%
23.04.19	3,68%	88,70%
19.03.19	3,69%	112,71%
20.02.19	3,73%	120,53%
15.01.19	3,73%	60,94%
28.02.18	3,80%	100,00%
30.01.18	3,88%	34,77%
06.11.17	4,29%	97,97%



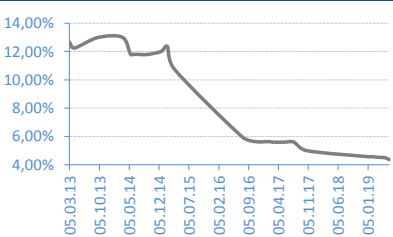
G-BONDS 5Y - RSD

Date	Rate	Realisation
11.09.18	3,74%	98,60%
14.08.18	3,75%	65,62%
17.07.18	3,80%	40,58%
05.06.18	3,95%	35,67%
22.05.18	3,99%	26,18%
08.05.18	4,15%	97,00%
24.04.18	4,15%	52,31%
10.04.18	4,15%	32,63%



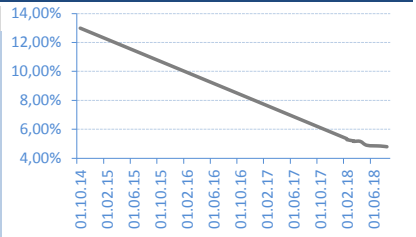
G-BONDS 7Y - RSD

Date	Rate	Realisation
04.06.19	4,37%	267,04%
07.05.19	4,50%	134,27%
10.04.19	4,52%	75,42%
05.03.19	4,54%	58,46%
12.02.19	4,57%	34,68%
30.01.19	4,57%	30,41%
09.01.19	4,57%	52,59%
23.10.17	5,00%	100,00%



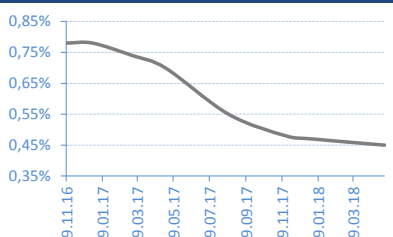
G-BONDS 10Y - RSD

Date	Rate	Realisation
07.08.18	4,80%	26,87%
10.07.18	4,85%	36,97%
15.05.18	4,90%	96,72%
03.04.18	5,17%	26,55%
20.03.18	5,17%	83,61%
06.03.18	5,20%	203,57%



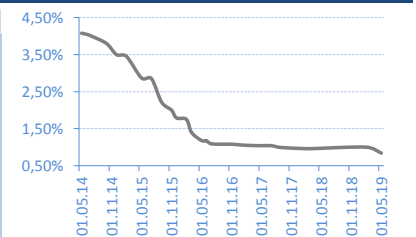
T-BILLS 53W - EUR

Date	Rate	Realisation
21.05.18	0,45%	100,00%
18.01.18	0,47%	98,00%
05.12.17	0,48%	100,00%
30.08.17	0,55%	50,00%
15.05.17	0,70%	91,30%
20.03.17	0,74%	60,00%
12.01.17	0,78%	46,20%
29.11.16	0,78%	100,00%



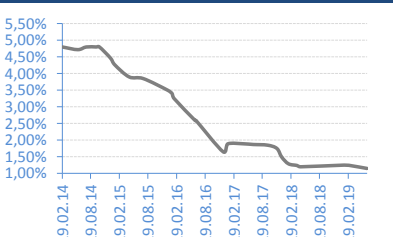
G-BONDS 2Y - EUR

Date	Rate	Realisation
27.05.19	0,84%	148,40%
19.02.19	1,00%	142,00%
22.03.18	0,96%	25,62%
01.02.18	0,96%	52,00%
14.09.17	0,99%	53,60%
12.07.17	1,04%	16,80%
23.05.17	1,04%	99,00%
14.02.17	1,05%	95,35%



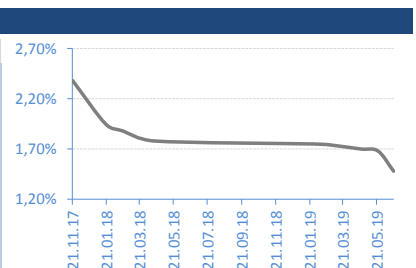
G-BONDS 3Y - EUR

Date	Rate	Realisation
18.06.19	1,15%	59,14%
12.03.19	1,23%	50,04%
23.01.19	1,25%	32,10%
20.04.18	1,20%	35,96%
28.03.18	1,24%	99,29%
02.02.18	1,29%	100,00%
21.12.17	1,49%	100,00%
20.11.17	1,75%	49,70%



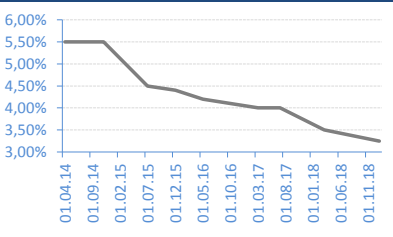
G-BONDS 5Y - EUR

Date	Rate	Realisation
20.06.19	1,48%	47,86%
23.05.19	1,68%	77,32%
22.04.19	1,70%	19,90%
27.02.19	1,74%	37,84%
29.01.19	1,75%	41,25%
16.04.18	1,78%	52,41%
19.02.18	1,88%	79,99%
19.01.18	1,95%	80,28%



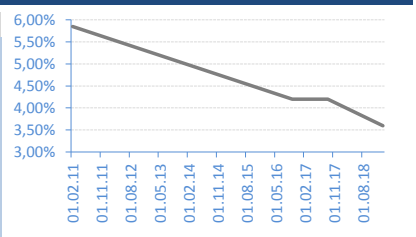
G-BONDS 10Y - EUR

Date	Rate	Realisation
16.01.19	3,25%	139,40%
26.03.18	3,50%	86,85%
13.07.17	4,00%	42,95%
15.03.17	4,00%	65,60%
25.05.16	4,20%	96,00%
04.12.15	4,40%	100,00%
28.07.15	4,50%	76,77%
19.11.14	5,50%	100,00%



G-BONDS 15Y - EUR

Date	Rate	Realisation
06.02.19	3,60%	100,00%
06.09.17	4,20%	70,13%
19.10.16	4,20%	100,00%



AKCIJE / Shares - REGULISANO TRŽIŠTE / REGULATED MARKET

Najtrgovanije HOV / Most Active

	Symbol	Closing price	% Change	Open	Max	Min	No of Trades	Volume	Volume RSD
Aerodrom Nikola Tesla a.d. Beograd	AERO	850	0,00%	840	850	840	13	4.231	3.595.040
Globos osiguranje a.d. Beograd	GLOS	350	16,67%	299	350	299	7	2.033	694.822
Messer Tehnogas a.d. Beograd	TGAS	12.000	0,12%	12.000	12.000	12.000	5	57	684.000
Komercijalna banka a.d. Beograd	KMBN	3.010	-3,53%	3.120	3.120	3.000	8	177	532.820
Energoprojekt Entel a.d. Beograd	EPEN	13.340	-0,93%	13.340	13.340	13.340	2	30	400.200

Dobitnici / Gainers

	Symbol	Closing price	% Change	Open	Max	Min	No of Trades	Volume	Volume RSD
Globos osiguranje a.d. Beograd	GLOS	350	16,67%	299	350	299	7	2.033	694.822
Komercijalna banka a.d. Beograd	KMBNPB	1.390	3,65%	1.390	1.390	1.380	2	21	29.180
Messer Tehnogas a.d. Beograd	TGAS	12.000	0,12%	12.000	12.000	12.000	5	57	684.000

Gubitnici / Decliners

	Symbol	Closing price	% Change	Open	Max	Min	No of Trades	Volume	Volume RSD
Energoprojekt holding a.d. Beograd	ENHL	659	-5,86%	659	659	659	1	128	84.352
Komercijalna banka a.d. Beograd	KMBN	3.010	-3,53%	3.120	3.120	3.000	8	177	532.820
NIS a.d. Novi Sad	NIIS	682	-1,30%	681	682	681	16	85	57.915
Energoprojekt Entel a.d. Beograd	EPEN	13.340	-0,93%	13.340	13.340	13.340	2	30	400.200

AKCIJE / SHARES - MTP

Najtrgovanije HOV / Most Active

	Symbol	Closing price	% Change	Bid (Volume)	Ask (Volume)	No of Trades	Volume	Volume RSD
Gosa FOM a.d. Smederevska Palanka	GFOM	277	0,73%	277	277	277	1	59
Putevi a.d. Uzice	PUUE	158	21,54%	158	158	158	1	10

Dobitnici / Gainers

	Symbol	Closing price	% Change	Bid (Volume)	Ask (Volume)	No of Trades	Volume	Volume RSD
Putevi a.d. Uzice	PUUE	158	21,54%	158	158	158	1	10
Gosa FOM a.d. Smederevska Palanka	GFOM	277	0,73%	277	277	277	1	59

Gubitnici / Decliners

	Symbol	Closing price	% Change	Bid (Volume)	Ask (Volume)	No of Trades	Volume	Volume RSD
--	--------	---------------	----------	--------------	--------------	--------------	--------	------------

Kontakt / Contacts:

Srdan Tomašević

srdjan.tomasevic@erstebank.rs

Trgovanje / Trading

011/220 9116

Aleksandar Zarić

aleksandar.zaric@erstebank.rs

Prodaja / Sales

011/220 9198

Aleksandra Parčetić

aleksandra.parcetic@erstebank.rs

Brokersko poslovanje / Brokerage

011/220 9159

Vladimir Vulević

vladimir.vulevic@erstebank.rs

Podrška i Razvoj / Support and Development

011 / 201 50 50

Nenad Đurović

nenad.djurovic@erstebank.rs

Trgovanje / Trading

011/ 220 9115

Dušan Stević

dusan.stevic@erstebank.rs

Prodaja / Sales

011/220 9118

Danijela Stojanović

danijela.stojanovic@erstebank.rs

Prodaja / Sales

011/ 220 9132

Marija Đorđević

marija.djordjevic@erstebank.rs

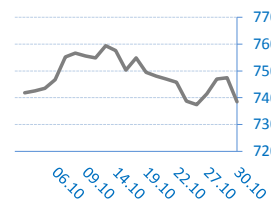
Brokersko poslovanje /

Brokerage

011/220 9110

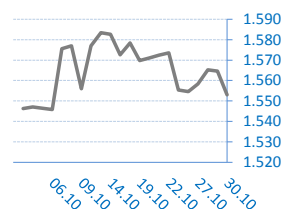
BELEX15

Vrednost / Value	738,54
Promena / Change	-8,95
%	-1,20%



BELEXline

Vrednost / Value	1.553,03
Promena / Change	-11,65
%	0,05%



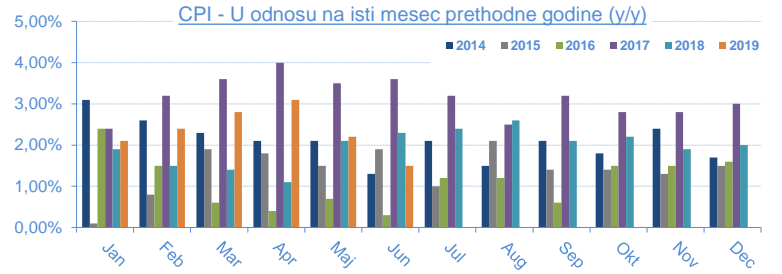
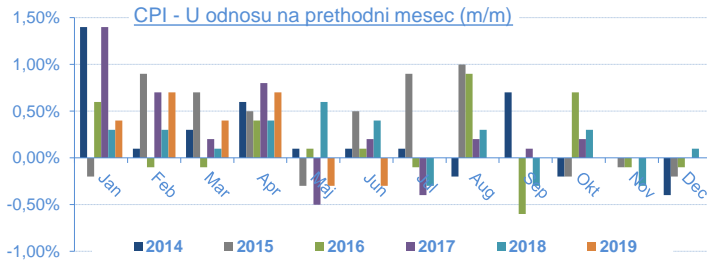
Izveštaj sačinio / Prepared by: Sektor sredstava / Treasury division

Informacije i cene iz ovog pregleda dobijene su iz izvora za koje verujemo da su pouzdani ali ne garantujemo njihovu tačnost i potpunost. Navedene informacije su važeće samo u trenutku njihovog sastavljanja a objavljuju se u ciju opšteg informisanja, pri čemu ne predstavljaju bilo kakav oblik investicionog saveta niti preporuke za investiranje niti na bilo koji način obavezuju Erste Bank ad Novi Sad u pogledu odgovornosti za štetu nastalu upotrebom informacija iz ovog pregleda.

The information and prices in this review are obtained from sources that we believe are reliable, but we do not guarantee their accuracy and completeness. The mentioned information is valid only at the time of their compilation and are published in the general information, whereby they do not represent any form of investment advice or recommendations for investing or in any way obligate Erste Bank ad Novi Sad in respect of liability for damages arising from the use of information referred to in of this review.

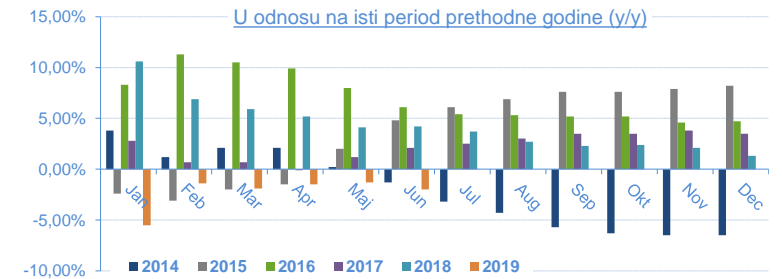
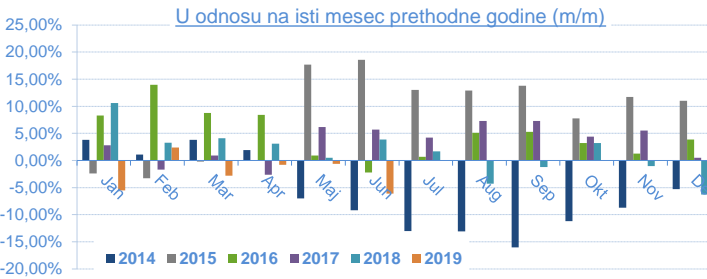
Indeks potrošačkih cena (Consumer Price Index - CPI) / 2018

	Jan	Feb	Mar	Apr	Maj	Jun	Jul	Aug	Sep	Okt	Nov	Dec
U odnosu na prethodni mesec (m/m)	0,40%	0,70%	0,40%	0,70%	-0,30%	-0,30%						
U odnosu na isti mesec 2018. (y/y)	2,10%	2,40%	2,80%	3,10%	2,20%	1,50%						
U odnosu na decembar 2018.		1,10%	1,50%	2,30%	2,00%	1,70%						
Datum objavljivanja / Published date	22.02.19	12.03.19	12.04.19	13.05.19	12.06.19	12.07.19						



INDUSTRIJSKA PROIZVODNJA / Industrial production / 2019

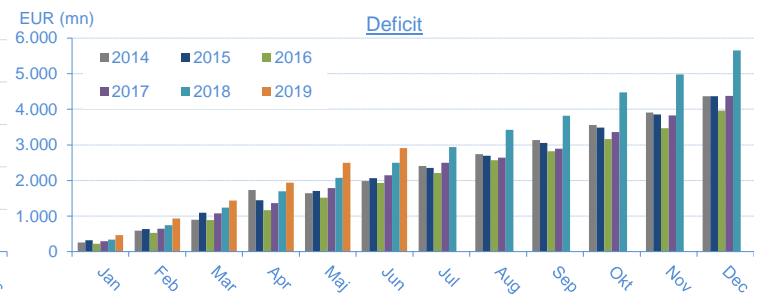
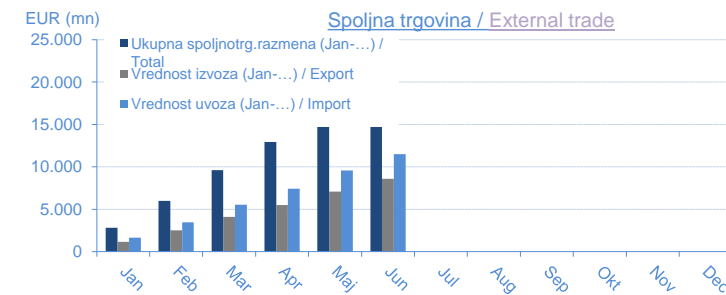
	Jan	Feb	Mar	Apr	Maj	Jun	Jul	Aug	Sep	Okt	Nov	Dec
U odnosu na isti mesec 2018 (m/m)	-5,50%	2,40%	-2,80%	-0,80%	-0,60%	-6,10%						
U odnosu na isti period 2018 (jan-...) (y/y)	-5,50%	-1,40%	-1,90%	-1,50%	-1,30%	-2,00%						
U odnosu na prosek 2018	-12,20%	-7,40%	2,30%	-4,40%	1,10%	-2,50%						
Datum objavljivanja / Published date	28.02.19	29.03.19	30.04.19	31.05.19	28.06.19	31.07.19						



SPOLJNOTRGOVINSKA ROBNA RAZMENA / External Trade / 2019

* u eur mln

Mesec/Month	Jan	Feb	Mar	Apr	Maj	Jun	Jul	Aug	Sep	Okt	Nov	Dec
Ukupna spoljnotrg.razmena (Jan-...) / Total	2.840,40	6.015,80	9.626,40	12.958,60	16.675,50	20.077,90						
Promena / Yearly change	7,80%	9,80%	8,10%	8,30%	9,70%	8,00%						
Vrednost izvoza (Jan-...) / Export	1.186,90	2.539,90	4.092,80	5.510,50	7.087,40	8.584,20						
Promena / Yearly change	3,00%	7,10%	6,90%	7,30%	8,30%	6,70%						
Vrednost uvoza (Jan-...) / Import	1.653,50	3.475,90	5.533,60	7.448,10	9.588,10	11.493,70						
Promena / Yearly change	11,50%	11,70%	9,00%	9,00%	10,80%	9,10%						
Deficit (jan-...)	466,70	936,00	1.440,80	1.937,70	2.500,70	2.909,50						
Promena / Yearly change	40,90%	26,50%	15,60%	14,20%	18,80%	17,00%						
Pokrivenost uvoza izvozom (Export/Import ratio)	71,80%	73,10%	74,00%	74,00%	73,90%	74,70%						
Datum objavljivanja / Published date	12.03.19	29.03.19	30.04.19	31.05.19	28.06.19	31.07.19						



BUDŽETSKI BALANS / Budget balance

* u rsd mln

Budžetski balans u 2018.	32.183,97
January 2019	23.620,61
February 2019	-1.429,81
March 2019	-6.363,12
April 2019	-10.322,94
May 2019	2.776,26
June 2019	
July 2019	
August 2019	
September 2019	
October 2019	
November 2019	
December 2019	
Budžetski balans u 2019. / Total 2019	8.281,00
Planirani deficit u 2019. / Planned	-3.344,12
Ostvarenje plana / Realisation	
Datum ažuriranja / Published date	05.07.19

